



**NORTH YORKSHIRE
FIRE & RESCUE SERVICE**

FARM FIRE SAFETY

The number of farm fires is on the increase –
don't let your farm become a statistic!

Helping you **BE SAFE** and **FEEL SAFE** in North Yorkshire



Contents

Farm fire safety	3
Arson prevention checklist	5
Dangerous substances	6
If a fire breaks out	8
Controlled burning	8
Farm vehicle safety	9
Farm flooding advice	10
Fire services can find you faster with what3words	11
Safe and Well visits	12
Help us to help you stay safe from fire	13
Useful contacts	14

Farm fire safety

North Yorkshire Fire and Rescue Service attend 100s of fires and incidents on farms and smallholdings every year... don't let your farm be a statistic.

Farm Fires can be devastating and good fire safety management could save your life and livelihood. This guidance booklet has been designed to provide fire safety advice for your farm and your farmhouse.

The Regulatory Reform Fire Safety Order 2005 is the fire safety legislation that applies to all farm buildings where people work, including packing sheds, milking parlours, barns, holiday lets and farm houses used for providing bed and breakfast.

Fire safety is your responsibility, and if you don't obey the law you could lose your business or be prosecuted

If you need more information about fire safety, contact North Yorkshire Fire and Rescue Service on **01609 780150** or via 'Ask us a question' section of our website **www.northyorksfire.gov.uk/Contact-us/ask-a-question**

Fire safety risk assessments

To find out more about fire safety risk assessments and what you have to do for each of the steps on the next page, visit **www.northyorksfire.gov.uk/businesssafety/legislation**

Or you can buy copies of the guides in bookshops.



You can help prevent fires by making fire safety a part of your business plan

There are five steps to completing a fire safety risk assessment:

Step 1 Identify any hazards, including:

- Sources of ignition – these could include things like welding or grinding equipment, damp hay, naked flames, munitions, poorly serviced electrics, smoking.
- Sources of fuel – this is anything that could burn, such as petrol, diesel, LPG, hay, straw.
- Dangerous substances – these could be chemicals, fertilisers, poisons, asbestos and so on.

Step 2 Identify any people at risk, including:

- Anyone near your farm buildings.
- People who work for you or who are on your premises.
- Young people.
- Firefighters and other emergency service personnel responding to a fire.

Step 3 Evaluate, remove, reduce and protect from risk

- Evaluate the risk of fire occurring.
- Evaluate the risk to people from fire.
- Remove or reduce any fire hazards.
- Remove or reduce any risks to people – this could be by installing smoke and fire alarms, firefighting equipment, escape routes, lighting, signs or notices or carrying out maintenance on electrics and equipment.

Step 4 Record, plan, inform, instruct and train

- Record any significant findings and the action you have taken, even if you're not required by law.
- Prepare an emergency plan.
- Inform and instruct anyone who might be affected.
- Provide training.

Step 5 Review

- Review your risk assessment on a regular basis and make changes if you need to.

Arson prevention checklist

Signal Crime	Yes	No
1 Is there a history of vandalism or fire setting in the area around the farm?		
2 Is trespass a problem?		
Storage	Yes	No
1 Is hay and straw removed from the field as soon as possible after harvesting?		
2 Is hay and straw stored separately from other farm buildings particularly those housing fuels, agrochemicals and machinery?		
3 Is hay and straw stored in stacks of reasonable size spaced at least 10 metres apart?		
4 Is hay and straw stored separately from livestock housing?		
Security	Yes	No
1 Are petrol, diesel and other fuels stored in secure areas?		
2 Are fuel storage tank outlets padlocked?		
3 Are fertilisers and pesticides kept under lock and key?		
4 Is the security of all farm buildings maintained at all times?		
5 Is security lighting or CCTV provided?		
6 Are the farm buildings fitted with a fully operational intruder alarm with a monitored link to an alarm receiving station?		
7 Is all refuse disposed of safely and on a regular basis?		
Fire Safety Management	Yes	No
1 Are all unoccupied areas regularly checked to ensure they are safe and secure and that there is no unnecessary accumulation of combustible materials (good housekeeping)?		

To reduce the risk of an arson attack any of the highlighted areas receiving a tick will require a control measure to be put in place. The outcomes of this arson checklist should be included in the overall fire risk assessment and action plan for the farm.

Dangerous substances

Under Chemical Regulations you must tell people on your farm, including workers, firefighters and other emergency services personnel, if there is a possibility that dangerous substances are involved in a fire.

They will need to know the location of any:

- Bottled gas, especially acetylene and LPG, and bulk diesel or petrol.
- Slurry and any other animal waste.
- Guns and munitions.
- Asbestos in the materials the buildings are made of.
- You should be able to provide material safety data sheets for all chemicals used on your farm.
- Ammonium nitrate fertilisers, sodium chlorates, pesticides or any other agrochemicals and poisons.
- If more than 25 tonnes of any dangerous substances are stored you must provide the relevant hazard warning symbol.



Dangerous Substance



Oxidizing Agent



Flammable Liquid



Toxic Substance



Corrosive Substance



Compressed Gas

Consider installing a Fire Box at the entrance to your property, this should contain information such as:

- Location of water supplies (hydrants/open water)
- Map of the land
- Livestock on site
- Hazardous materials storage




Considerations when choosing where to stack bales:

- Select a site away from any potential fire hazards and sources of ignition, e.g. machinery store, chemical storage, controlled burning sites, remote areas where opportunists could set fire to a stack, near pathways.
- Provide sufficient space to allow tractors and other vehicles room to manoeuvre.
- If close to a fence or boundary, assess whether the stack needs to be fenced off.
- If there is public access to the field via a footpath etc, consider providing signage to warn people to keep away.
- Do not build stacks over underground services such as gas pipes or water mains and fire hydrants.
- Do not work or build a stack under or within 10 metres of overhead power lines.

Fire precautions

- Multiple stacks should be sighted at least 10 metres away from each other and any nearby buildings to prevent fire spread and allow safe manoeuvring between, however you may wish to consult your insurance company and local authority for advice.
- Where multiple stacks are sited together they should, if possible, be in line with the prevailing wind.
- Avoid siting stacks near public access and roads as these are vulnerable to fires from discarded cigarettes, littered glass and deliberate arson.
- Ensure combustible materials such as fertiliser, fuel and vehicles are stored well away.
- Keep bale elevator engines free of straw and other debris to avoid causing a fire.
- Do not allow smoking near stacks.
- Be aware of spontaneous combustion.
- Do not carry out any works near a stack that could cause a fire.
- Do not allow children to play on or near stacks.



If a fire breaks out

Call the Fire and Rescue Service immediately.

- Tell the operator:
 - Where the fire is – give the full postal address including the postcode.
 - Exactly what is involved – especially any chemicals that are involved or likely to become involved in the fire.
 - If the access to the fire site will be difficult for the fire engines.
 - If there will be problems accessing water supplies on the fire site.



Help us find your farm quickly – make sure the entrance is clearly signed

- Never attempt to fight the fire unless it is safe to do so.
- If possible send someone to the farm entrance to direct the Fire and Rescue Service to the fire. Ideally they should have a torch and be wearing high visibility clothing so they are easy to see.
- Clear access routes to the fire site for the fire engines.
- Move livestock if necessary or be prepared to move them in case the fire spreads.
- Make yourself known to the Fire Crew on arrival and answer any questions they may have.



Controlled burning

If you are doing any kind of controlled burning such as burning rubbish, please contact North Yorkshire Fire and Rescue Service on **01609 780150**



Farm vehicle safety

- Check all lights and flashers on farm vehicles work properly.
- Apply reflective tape to improve visibility to other motorists at dusk.
- Be mindful of the height of your farm vehicle, avoid powerlines, low bridges and overhead obstacles.
- Check towed equipment, all loads should be balanced and securely mounted.
- Use warning flashers, flags, lights and slow-moving vehicle emblems on all equipment.
- Take care when travelling on soft verges/ gravel, narrow bridges, bumps and deep ruts.
- Be aware of turning circles for different vehicles.
- Where possible avoid busy roads at peak traffic times.
- Use turning signals and ensure any towed equipment is wired in to turning and breaking signals.
- Avoid distractions whilst driving (texting, drinking, eating etc) and drive to the road conditions.
- Keep keys secure when vehicles are not in use.
- Passengers riding in farm vehicle cabs must be sat on a passenger seat in a safe position.
- Keep farm vehicles and machinery in good working order and road worthy condition.
- Do not overload trailers with hay and straw bales or livestock.
- It is against the law to allow a child under 13 to ride on or drive agricultural self-propelled machines (tractors) and certain other farm machinery.
- Children under 16 must not drive, operate or help to operate certain farm machinery.



Further information is available on
www.northyorkshire.gov.uk/businesssafety/farms

Farm flooding advice

- Identify fields at higher ground level where livestock can be moved to safety in advance of flooding.
- Identify stock and machinery/equipment that may need to be moved temporarily off the farm to prevent loss or damage.
- Are there any chemicals or fuels held on the farm that may contaminate floodwater, if so can these be moved to safety in advance of flooding.
- Are flood defence packs available for areas liable to flooding? Historically the below have been used to successfully protect property and equipment against flood water;
 - Sandbags to prevent floodwater entering barns or sheds.
 - Plywood to board up windows and entrances.
 - Pallets to raise hay/straw, feed, stock or other equipment above floodwater level.



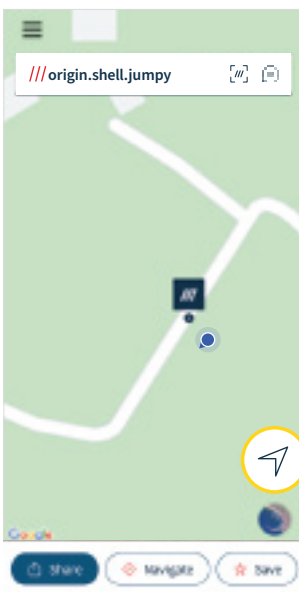
For further information please see the Met Office website and the Environment Agencies floodwater website. Links to these sites can be found on www.northyorkshirefire.gov.uk/businesssafety/farms

Fire services can find you faster with what3words

Rural locations can be hard to find and communicate. what3words has given every 3 metre square in the world a unique combination of three words - a what3words address. It's an easy way to tell emergency services exactly where to send help, fast. To be prepared, get the free what3words app and learn how to find, save and share a what3words address today.

To give a what3words address in an emergency:

1. Open the what3words app.
2. Wait for the blue GPS dot to stabilise, then tap the ↗ or 📍 icon.
3. Read the three words to the 999 call operator.



1. Open the what3words app and tap ↗ to find your current location*.

*locator icon shown here on iOS. Android users please tap 📍.



2. Switch to satellite mode and zoom in or out. You can drag the map to select the exact 3 metre square location you want.



3. Tap any square to see its what3words address, which will display at the top of the screen.



4. Save and share farm locations easily.

Tap **'Share'** to send the what3words address to your contacts via your preferred messaging app by tapping.

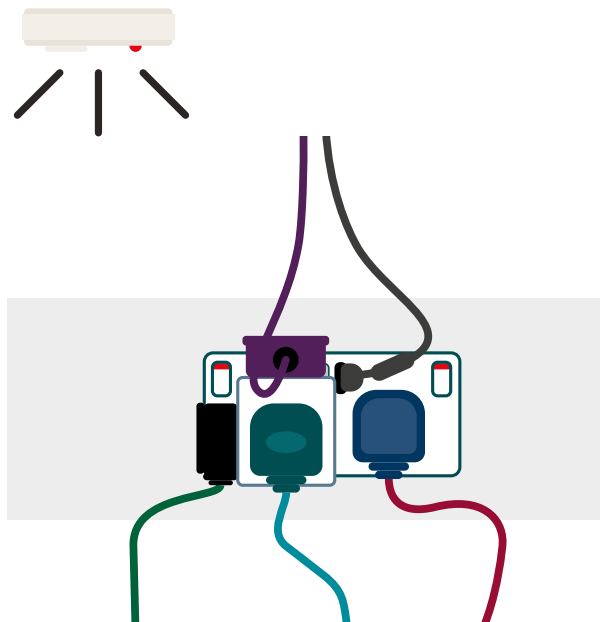
Tap **'Save'** to save the location to a list and **'Add label'** to include a description, such as 'trailer entrance.'

 Search for the free app
what3words

Safe and Well visits

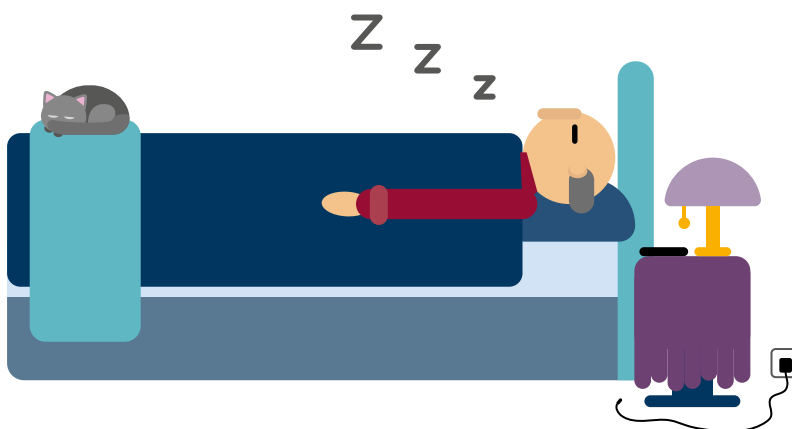
A Safe and Well visit involves us coming to your home to offer fire safety advice, including:

- how to reduce and prevent fires
- looking at possible fire risks in the home
- advice on bedtime routines to help keep you safe at night
- helping you think about an escape plan
- checking you have working smoke alarms and know how to test them.



We can also offer advice about health and wellbeing. This may include where to find advice and support on:

- giving up smoking
- avoiding falls
- keeping your home warm.



To book a visit you can:

Request a visit online: www.northyorksfire.gov.uk

Call our advice line: **01609 788545**

Contact our switchboard: **01609 780150**



Help us to help you stay safe from fire

Working smoke alarms save lives!

- Make sure you have working smoke alarms on every level of your home.
- Test your smoke alarms at least once a month.

A fire escape plan could save your life in an emergency.

- Plan an escape route and make sure everyone knows how to get out.

Fires are more likely to start in your kitchen than any other room in your home.

- Never leave cooking unattended and take extra care when cooking with oil.

Smoking materials are a major cause of fire fatalities.

- Make sure cigarettes are put right out and never smoke in bed.

Faulty, damaged or incorrectly used electrical items are a fire risk.

- Never leave devices, such as phones, charging overnight.
- Register your kitchen appliances, such as fridges, freezers and tumble dryers so you know if there is a safety recall **www.registermyappliance.org.uk**



For more information visit our website and follow us on social media
www.northyorksfire.gov.uk



@NorthYorksFire



@NorthYorksFire



@northyorksfire

Useful contacts

North Yorkshire Fire and Rescue Service	www.northyorksfire.gov.uk	01609 780150 Always dial 999 in an emergency
North Yorkshire County Council	www.northyorks.gov.uk	01609 780780
City of York Council	www.york.gov.uk	01904 551550
Age UK	www.ageuk.org.uk	0800 055 6112
Living Well North Yorkshire	www.northyorks.gov.uk/living-well-north-yorkshire	01609 780780

Crime prevention

North Yorkshire Police	www.northyorkshire.police.uk	101 Always dial 999 in an emergency
North Yorkshire Police (Rural Team)	www.northyorkshire.police.uk	101 Always dial 999 in an emergency



NORTH YORKSHIRE FIRE & RESCUE SERVICE

Protection Team
North Yorkshire Fire and Rescue Service
Alverton Court
Crosby Road
Northallerton
DL6 1FE

Tel: 01609 780150 (switchboard)
Email: CAO.Performance@northyorksfire.gov.uk

www.northyorksfire.gov.uk



Follow us on Twitter
[@NorthYorksFire](https://twitter.com/NorthYorksFire)



Like us on Facebook
North Yorkshire
Fire & Rescue Service
[@NorthYorksFire](https://www.facebook.com/NorthYorksFire)



Follow us on Instagram
[@NorthYorksFire](https://www.instagram.com/NorthYorksFire)